

# Ling & Ting Share a Birthday

**A Party Kit for Birthdays,  
Bookstores, Libraries, Classrooms,  
Play Groups, and Book Clubs**

Created for the *Ling & Ting*  
series by Grace Lin from Little,  
Brown Books for Young  
Readers!

**PIN THE MAGIC HAT ON TING! GAME**


**PENNANT BANNER**

**CUPCAKE TOPPERS**

**PARTY FAVOR IDEAS**

**PARTY FOOD IDEAS**

**ACTIVITY IDEAS**





# Ling & Ting Share a Birthday

A Party Kit for Birthdays, Bookstores, Libraries, Classrooms, Play Groups, and Book Clubs

## ABOUT THE KIT

Is someone you know a fan of Ling & Ting? Throw a party complete with Grace Lin illustrated decorations. Suggested activities are included here on how to throw a birthday party or an event at your bookstore, library, classroom, play group, or book club! This kit was created by CuriousCityDPW.com

## ABOUT THE BOOKS



### *Ling & Ting Share a Birthday*


By Grace Lin

Published by Little, Brown Books for Young Readers

Hardcover, \$15.00, ISBN-13: 9780316184052

Age range: 6-9 Years

Ling & Ting are twins. They share a birthday. They bake cakes, and they make birthday wishes. They tell stories and wrap gifts. They also share a birthday secret! Have fun with Ling and Ting! They stick together and look alike. But they are not exactly the same.



### *Ling & Ting: Not Exactly the Same!*

By Grace Lin

Published by Little, Brown Books for Young Readers

Paperback, \$3.99, ISBN-13: 9780316024532

Hardcover, \$14.99, ISBN-13: 9780316024525

Age range: 6-9 Years

Ling and Ting are twins. They have the same brown eyes. They have the same pink cheeks. They have the same happy smiles. Ling and Ting are two adorable identical twins, and they stick together, whether they are making dumplings, getting their hair cut, or practicing magic tricks. But looks are deceiving—people can be very different, even if they look exactly the same.

## ABOUT THE AUTHOR/ILLUSTRATOR

Grace Lin is the award-winning and bestselling author and illustrator of *Starry River of the Sky*, *Where the Mountain Meets the Moon*, *The Year of the Dog*, *The Year of the Rat*, *Dumpling Days*, and the *Ling & Ting* series, as well as picture books such as *The Ugly Vegetables* and *Dim Sum for Everyone!* Grace is a graduate of the Rhode Island School of Design and lives in Massachusetts. Her website is [www.gracelin.com](http://www.gracelin.com).



# Ling & Ting Share a Birthday

A Party Kit for Birthdays, Bookstores, Libraries, Classrooms, Play Groups, and Book Clubs

## PARTY DECORATIONS

Decorate your party with the *Ling & Ting* artwork by Grace Lin. Look in this kit or on the *Ling & Ting Share a Birthday* page at [www.gracelin.com](http://www.gracelin.com) for these decorations:

- Party Invitations
- Banner Pennant
- Cupcake and Straw Toppers
- Gift Tags and Sticker Template



## PARTY FAVORS IDEAS

What to put in the party favor bags at a Ling & Ting Party? Readers (or future readers) of *Ling & Ting* might like these inexpensive items that play a role in the stories:

- Paperback copy of the book *Ling & Ting: Not Exactly the Same!* by Grace Lin, Cost: \$3.99
- Yo-Yo, Cost: \$1.00+
- Chopsticks (there are lovely pairs for sale at your local Asian grocery or gift store), Cost: \$2.00+
- Deck of cards (for magic tricks), Cost: \$2.00+
- Costume "Classic Magic Wand for Children," Cost: \$1.00+
- Book of magic like *Magic Secrets* by Rose Wylar (Ages 6-7), Cost: \$3.99 or *52 Cool Tricks for Kids (Card Set)* by Chronicle Books (Ages 8+), Cost: \$6.95

*"What is in your bag?"*

*"It is a secret," says Ting. "What did you buy? What is in your bag?"*

*"It is a secret, too," Ling says. —From *Ling & Ting Share a Birthday**

## PARTY FOOD IDEAS

What is a party without food? Ling and Ting make dumplings in *Ling & Ting: Not Exactly the Same!* Can you make dumpling as part of your party (they are a great group activity) or make them in advance for your party-goers?

In *Ling & Ting Share a Birthday*, Ling and Ting bake a cake. Ting's cake does not come out very well, so Ling shares her cake. Can you deliver cake or cupcakes to a neighbor after your party? Baked goods are best when shared!

*"We should have two birthday cakes," Ting says, "There should be one cake for you. There should be one cake for me. It is a birthday for both of us."*

*—From *Ling & Ting Share a Birthday**



# Ling & Ting Share a Birthday

A Party Kit for Birthdays, Bookstores, Libraries, Classrooms, Play Groups, and Book Clubs

## ACTIVITY IDEAS

### BIRTHDAY SHOES

*Ling and Ting are twins. They share many things. They share a birthday. They share birthday shoes too.*  
—From *Ling & Ting Share a Birthday*

What is it like to be a twin? Being a twin involves a lot of cooperation with your sibling. Sometimes you cooperate well and "win the race" and sometimes you get in each other's way and stumble and fall with a giggle. Hold a Three-legged Race with your party-goers to show them how cooperation with a twin is constant giggles and cooperation!

In *Ling & Ting Share a Birthday*, Ling and Ting swap a single shoe so they have a mismatched (but also matching) pair. To choose your three-legged partners:

- Divide your group in half and have one group take off their left shoe.
- Toss the shoes in a basket and mix well.
- Have the other group of party-goers draw out a shoe. The shoe they draw belongs to their three-legged partner!
- Have your party-goers swap one shoe each with their new partner to increase the difficulty and fun of the three-legged race.

### THE MAGIC TRICK

Magic adds a bit of "abracadabra" to any party!

- Can the star of the party perform a few magic tricks like Ling in "The Magic Trick" chapter of *Ling & Ting: Not Exactly the Same!*? Can you teach some simple magic tricks to your party-goers? Ling & Ting like the simple card trick on YouTube entitled "Easy Magic Trick for Kids - Simple Card Trick" by Mary J. Lockwood.
- You can download the "Pin the Magic Hat on Ting!" with the Pin the Tail on the Donkey-inspired game in this kit or on the *Ling & Ting Share a Birthday* page at [www.gracelin.com](http://www.gracelin.com).
- Ling & Ting like the magic top hat-making activity on YouTube entitled "KIDS CRAFTS - Paper Top Hat - a HOW TO" by artist Sherrie Tengbergen. Try it with your party-goers.
- Ling & Ting like the magic wand activity called "Magic Wand Invitation Tutorial" at <http://paperandpartylove.blogspot.com>. Those fun crafters even show how to make magic wand invitations for a party!

### SPOT THE DIFFERENCE

Spotting the difference between two identical twins or two images takes concentration! Can you play a "spot the difference" game with your party-goers? There are many free downloadable "spot the difference sheets" online.

Your party-goers might also enjoy the party game called **Spot it!** created by the game company Blue Orange. 2-8 players can play at a time, and it is perfect for kids ages 7-12 years old. It is challenging, silly, and satisfying!

# YOU'RE INVITED!

For: .....

When: .....

Where: .....

RSVP & Other Notes: .....



Images © Grace Lin from her book  
**Ling & Ting Share a Birthday**  
(Little Brown Books for Young Readers)

# YOU'RE INVITED!

For: .....

When: .....

Where: .....

RSVP & Other Notes: .....



Images © Grace Lin from her book  
**Ling & Ting Share a Birthday**  
(Little Brown Books for Young Readers)

# YOU'RE INVITED!

For: .....

When: .....

Where: .....

RSVP & Other Notes: .....



Images © Grace Lin from her book  
**Ling & Ting Share a Birthday**  
(Little Brown Books for Young Readers)

# YOU'RE INVITED!

For: .....

When: .....

Where: .....

RSVP & Other Notes: .....



Images © Grace Lin from her book  
**Ling & Ting Share a Birthday**  
(Little Brown Books for Young Readers)



# Ling & Ting Share a Birthday Party Kit

## Pennant Banner: Ling

Fold this tab to the back of the unprinted side.



- Print all four sheets on plain white cardstock and cut out the pennants with scissors. (Print and cut multiples for a longer banner.)
- Fold tab to the back unprinted side.
- Tuck and tape string or ribbon to the inside fold of the tab. Make sure to leave a length of string or ribbon on each end for hanging the banner.



# Ling & Ting Share a Birthday Party Kit

## Pennant Banner: Ling's Party Hat

Fold this tab to the back of the unprinted side.



- Print all four sheets on plain white cardstock and cut out the pennants with scissors. (Print and cut multiples for a longer banner.)
- Fold tab to the back unprinted side.
- Tuck and tape string or ribbon to the inside fold of the tab. Make sure to leave a length of string or ribbon on each end for hanging the banner.



# Ling & Ting Share a Birthday Party Kit

## Pennant Banner: Ting

Fold this tab to the back of the unprinted side.



- Print all four sheets on plain white cardstock and cut out the pennants with scissors. (Print and cut multiples for a longer banner.)
- Fold tab to the back unprinted side.
- Tuck and tape string or ribbon to the inside fold of the tab. Make sure to leave a length of string or ribbon on each end for hanging the banner.





# Ling & Ting Share a Birthday Party Kit

## Pennant Banner: Ting's Party Hat

Fold this tab to the back of the unprinted side.









- Print all four sheets on plain white cardstock and cut out the pennants with scissors. (Print and cut multiples for a longer banner.)
- Fold tab to the back unprinted side.
- Tuck and tape string or ribbon to the inside fold of the tab. Make sure to leave a length of string or ribbon on each end for hanging the banner.



## Ling & Ting Share a Birthday Party Kit: Cupcake Toppers, Gift Tags, Straw Toppers or Stickers

Print this sheet on plain white cardstock and cut out the circles with scissors or a 2-inch paper punch.

- **Cupcake Toppers:** Paste backs & fronts with a lollipop stick, toothpick, or coffee stirrer in between.
- **Gift Tags:** Paste backs & fronts and hole punch a hole for a ribbon or string.
- **Straw Toppers:** Paste backs & fronts. Make a slit in the top & bottom with an exacto knife. Slide straw thru slits.
- **Stickers:** Print on sticker paper & cut out the circles with scissors or a 2-inch paper punch.



# Pin the Magic Hat on Ting!

Discover more magic by reading Grace Lin's **Ling & Ting** early chapter book series from Little, Brown Books for Young Readers!





# Ling & Ting Share a Birthday Party Kit

Hats for Pin the Magic Hat on Ting! Game



Print and cut out enough magic hats for all of your party-goers. You may want to write party-goers names on their hats.

Hang the Pin a Magic Hat on Ting! poster, blindfold one party-goer at a time, and play a round of good old Pin the Tail on the Donkey!